

What is Roku?

Roku is a small device which you can connect to your television to view an assortment of movies in the comfort of your home.

Rockville Centre patrons may borrow a Roku for 7 days and watch any TV series or movie in the library's VUDU account.

Rules

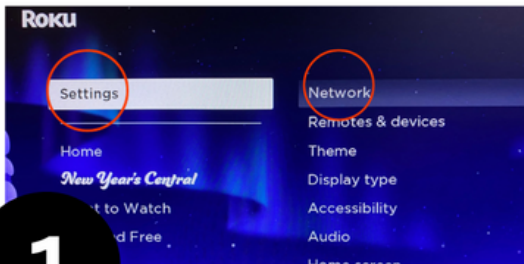
- Roku sticks go out for 7 days and are not renewable.
- There is a \$2.00 per day late fee. A \$60.00 replacement fee will be charged if **all 6** components are not returned and are lost/damaged (includes Roku stick, remote, 2-piece power cord, HDMI Extender and instructions).
- Must be returned to Circulation (**No Book or Media Drop**).
- Patrons cannot alter any settings (**other than Network**), or tamper with the Roku in any way. Patrons will be fined \$10 if they change any settings or remove channels on the device.
- Patrons cannot purchase movies or add any content to the Roku.
- The Roku will be examined upon return. Charges will be added to the patron's account for any damage found.
- Patrons must be in good standing to check out a Roku stick.

Requirements

- An HDTV with HDMI port.
- High-speed wireless internet.




Instructions for Installing and Using ROKU



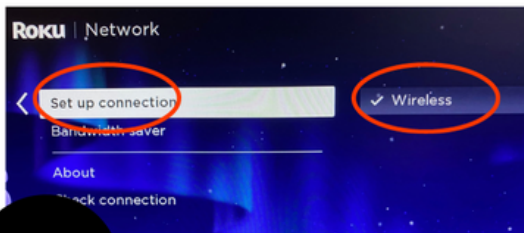
1

Insert Roku into an available HDMI port and set TV to that input/source. Press **Home** button on the Roku remote until the **Home** screen appears. Use the **Up/down** arrows on the remote to navigate to **Settings**. Press **OK** and go to **Network**.



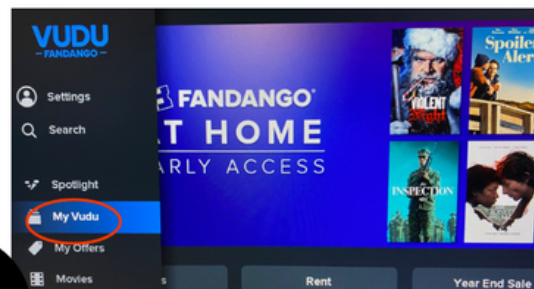
3

Press the **Home** button on the Roku remote again and press **OK** on the remote while hovering over the **Home Tab**. When the **Vudu -Fandango-** square is highlighted, press **OK** on the remote.



2

Hit **OK** and navigate to **Set Up Connection**. Hit **OK**, highlight **Wireless** and hit **OK**. Choose your Wi-Fi network and sign in. Be sure you know any necessary password for your network.



4

Once the **Vudu -Fandango-** app loads, hit the **Left Arrow** on the Roku remote until the menu on the left side of the screen is highlighted. Navigate to the **My Vudu** tab and hit **Ok**. Once on the **My Vudu** page, hit either **My Movies** or **My TV** at the top of the page. Once you have made your choice, hit **Ok** while hovering over the Movie/TV poster. Hit **Start** and enjoy!